



ANNUAL REPORT 2017-18





CONTENT

- From the Director's Desk
- eVidyaloka - An Outlook
- Partnering with eVidyaloka
 - Delivery Partners
 - Volunteering Partners
- An Overview of the Digital Classroom Program
 - Class Delivery Summary
 - Learning Outcome
- Highlights and Happenings
- Governance
- Donors – The Support System
- Board of Trustees
- Budget and Financial Statistics



FROM THE DIRECTOR'S DESK

Dear eVeans,

Greetings!

Spread across 137 schools, academic year 2017-18 has been a year of stabilization for eVidyaloka. This year has allowed to take a deep breath, bring focus on quality of service, build organizational capacity, increase the academic rigour and more importantly, ensure robust governance measures are put in place, across the board.

It has been a light house year, with the Chief Operating Officer coming on board, strengthening the leadership - both academic and organizationally. Welcome board Lt. Col. S. Manohar!

This year also saw the blossoming of eVidyaloka children through the nature of projects they had submitted, as part of National Student Innovation Challenge and awe inspired the eVidyaloka stakeholders in the annual event Rubaru. Subsequently being recognized by none less than the Governor of Tamil Nadu.

I can say that eVidyaloka, has now started to walk, brisk and bright, in strides, with so many people across the world, joining the journey.

Jai Hind.



Venkat Sriraman

Co-Founder and Executive Director
eVidyaloka Charitable Trust, Bengaluru 560068



eVIDYALOKA — AN OUTLOOK

The year ended with a warmed up record of reaching 12,831 children across India expanding the territory to 165 centers across 11 states teaching in 6 different languages. In this fast and furious era, 1,094 passionate volunteers who are well connected to the cause established a strong bond with the kids and they are now the window to the outside world for the children to know what exists beyond their classroom and academics.

133
CENTERS

8,916
CHILDREN

682
VOLUNTEER
TEACHERS

7
STATES

19,146
CLASSES
DELIVERED

3,82,920
CHILD LEARNING
HOURS



PARTNERING WITH eVIDYALOKA

Delivery Partners –

We worked closely with a variety of allies in the private sector, civil society, and foundations to improve access to quality in education amongst schools in rural India. Such mutual partnerships enable eVidyaloka to track the progress of the children until they pass out of school.

STATES	PARTNERS
Andhra Pradesh	Initiatives in Development Empowerment and Awareness Society (IDEAS), Gandhi Organisation for Rural Development (GORD)
Jharkhand	Sahyog Mitra, Samajik Parivartan Sansthan (SPS), Network for Enterprise Enhancement and Development Support (NEEDS)
Karnataka	Vidya Poshak, Need Base India, Hanasoge Charitable Trust, HKVP, Parivarthan Gokaran
Maharashtra	Pragati Vidya Prasarak Sansthan (PVPS), Vanchit Vikas Sansthan (VVS)
Tamil Nadu	AID India, Payir Trust, United Nilgiris Conservation Society, Society for Women and Downtrodden Development (SWADD)
Telangana	Initiatives in Development Empowerment and Awareness Society (IDEAS)
West Bengal	Centre for Environment and Social Economic Regeneration (CESR)

Volunteering Partners –

eVidyaloka's Volunteer Teachers pool is very diverse. We have a mix of Home Makers, Students, Teachers (Serving and Retired), Professionals and Industry Partner Volunteers who are engaged with us.



AN OVERVIEW OF THE DIGITAL CLASSROOM PROGRAM

Class Delivery Summary –

133 CENTERS

8,916
STUDENTS

682
VOLUNTEER TEACHERS

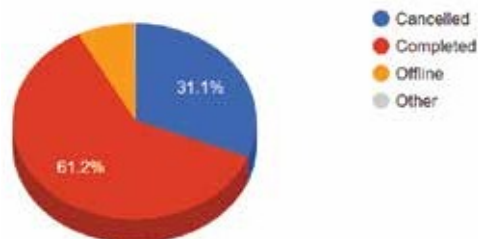
27,849
SESSIONS PLANNED

19,146
SESSIONS DELIVERED

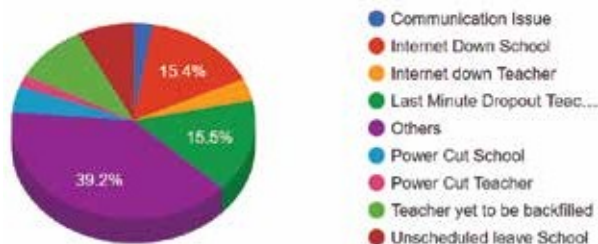
3,82,920
CHILD LEARNING HOURS

77%
ATTENDANCE PERCENTAGE

Total Sessions Planned: 27,849



Total Sessions Cancelled: 8,666

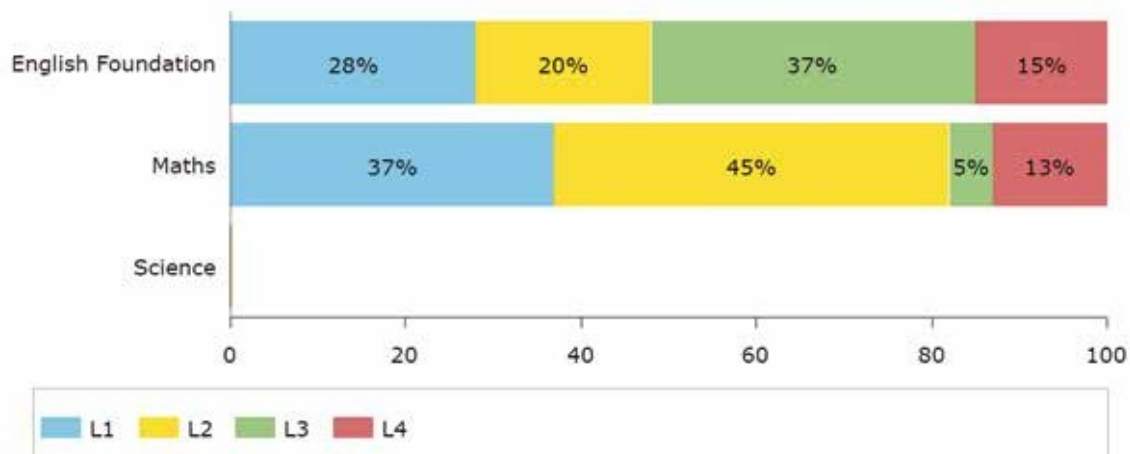




Learning Outcomes –

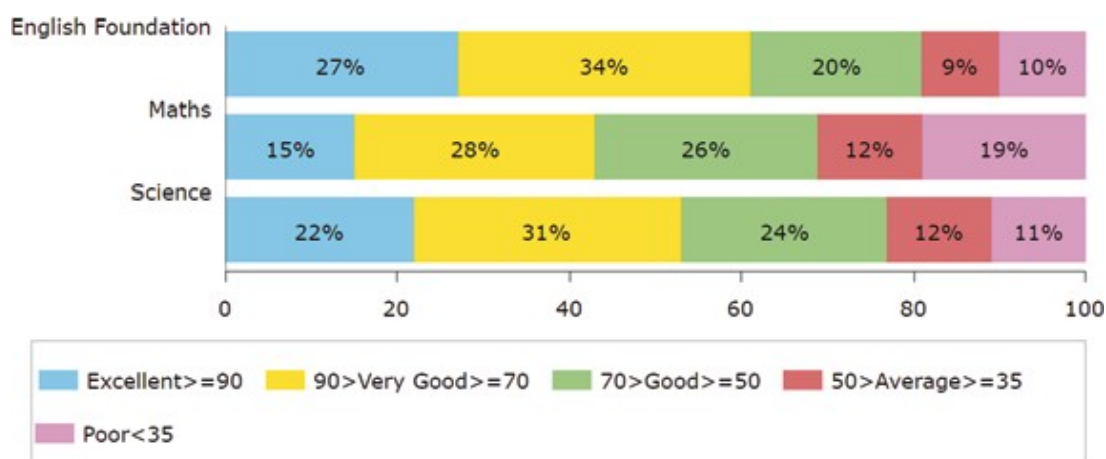
Diagnostic Summary:

Diagnostic Test It is a baseline test which is very important for any new eVidyaloka centre to assess the capability of the students to help the students in setting the basic standards by volunteer teachers.



Scholastic Outcomes

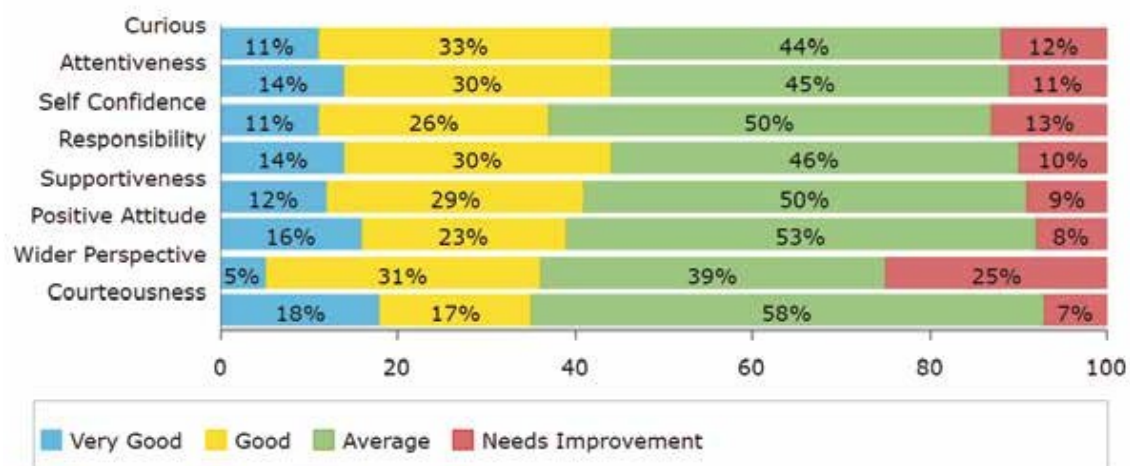
At eVidyaloka, we make sure that learning happens with assessments which evaluate volunteer teachers and the students. Thereby assuring impact-driven development.





Co-Scholastic Outcomes:

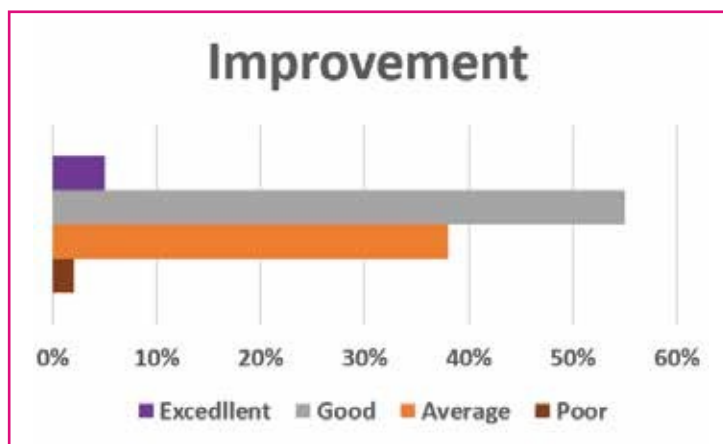
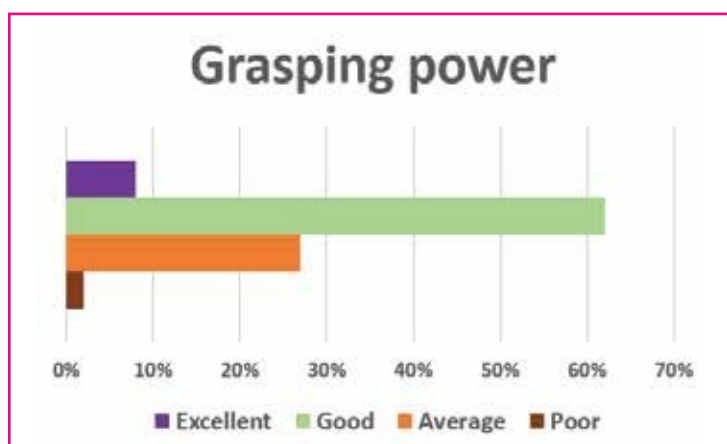
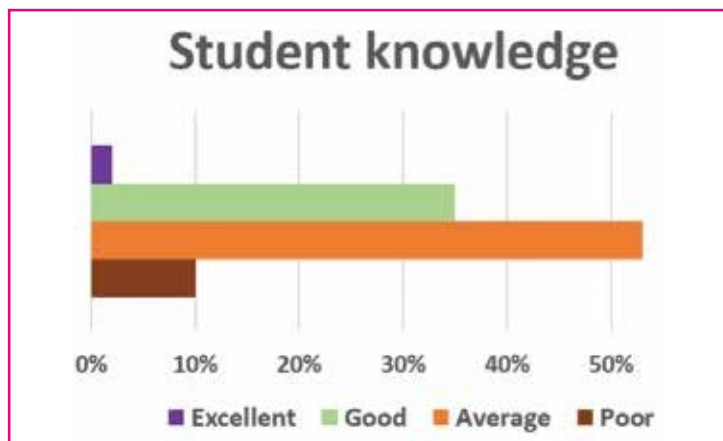
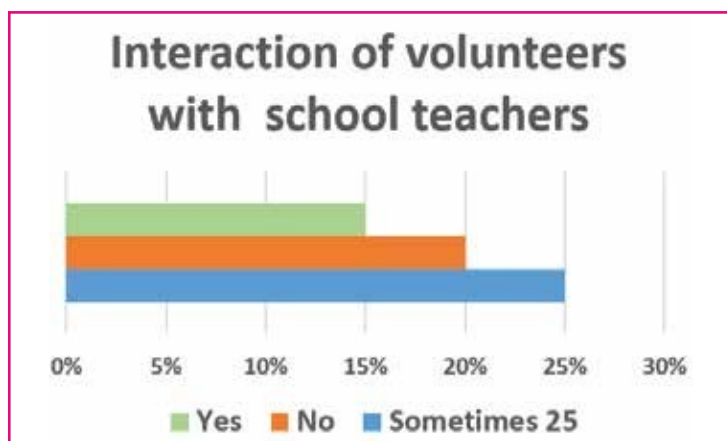
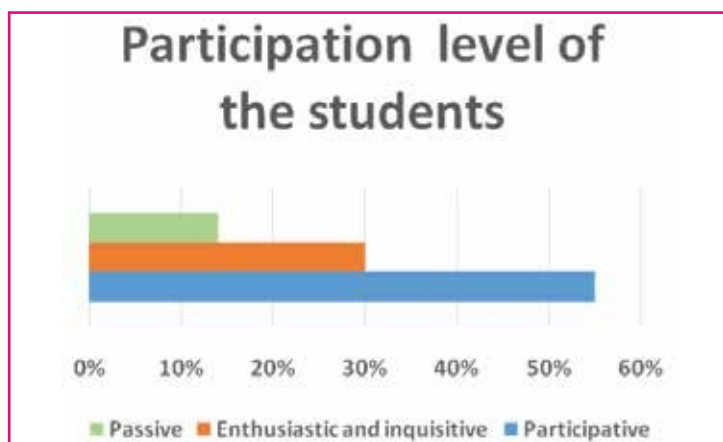
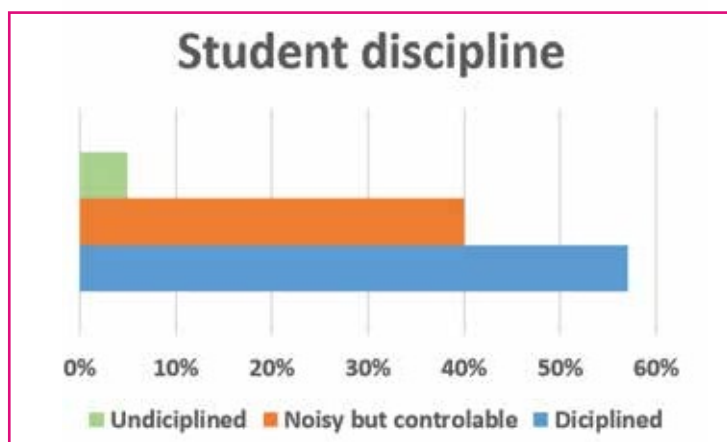
Along with academics, volunteer teachers also assess the students individually based on their behavioural competencies. Thereby, encouraging them to develop their interpersonal skills and provide them with the necessary support for their higher education.





Volunteer Teacher Feedback on Students –

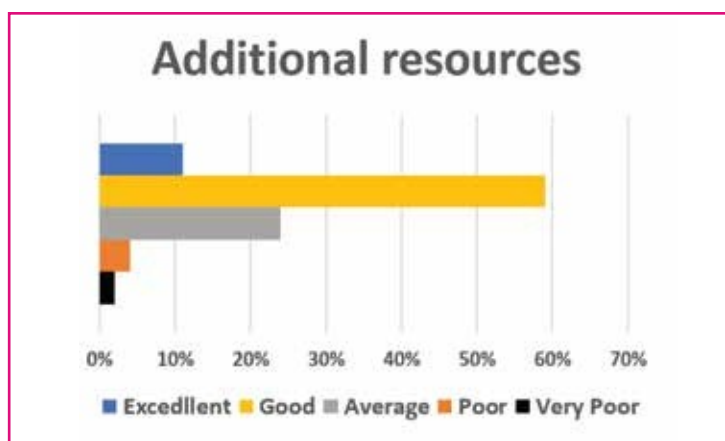
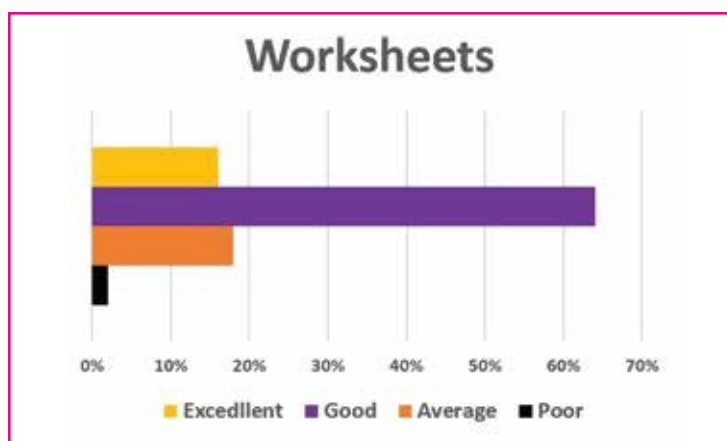
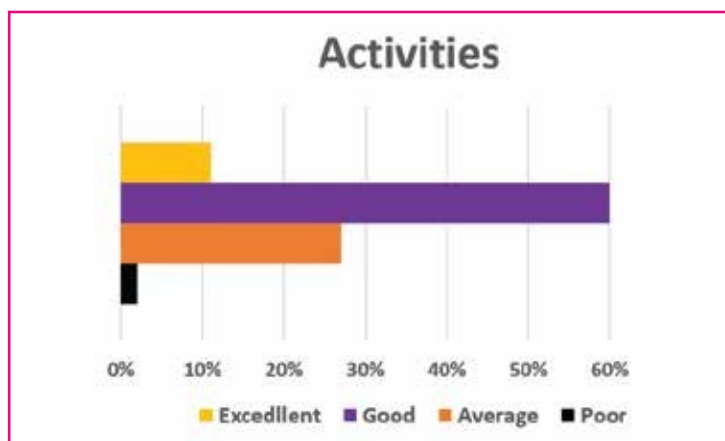
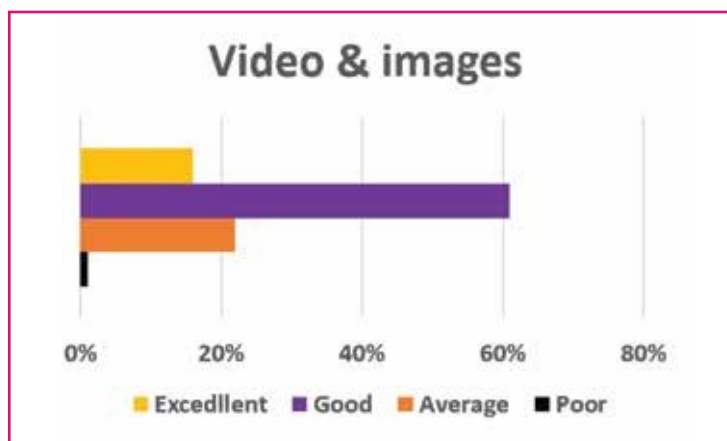
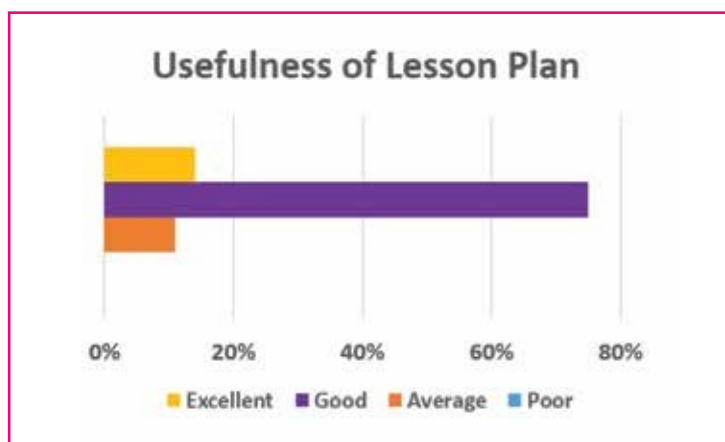
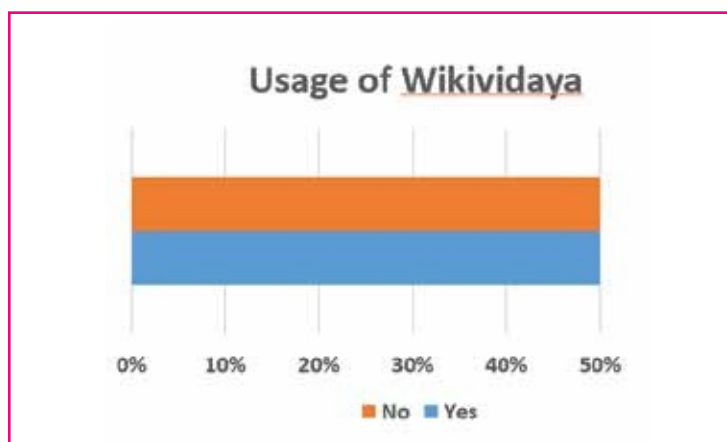
Key highlights from the Volunteer Teacher's Feedback at the end of final term for AY 17-18





Volunteer Teacher Feedback on Wikividya –

Key highlights from the Volunteer Teacher's Feedback at the end of final term for AY 17-18



Volunteer Teachers were asked how they felt while volunteering with eV

Inspiring - 69% | Motivated - 51% | Motivated - 49%



Observations –

- Students at all the schools were found to be enthusiastic about the eVidyaloka classes
- Significant improvement in the attendance after eVidyaloka classes commenced as per our data as well as school authorities
- Most of the school heads and the teachers were positive about the support and wanted more offerings
- The learning outcome was found to be better and satisfying where there has been collaboration between school teachers and volunteers. One-to-one collaboration initiated from term-II in all the schools
- We saw a number of volunteers visit their schools to interact with children from their classes

Initiatives –

- The 'Leadership Curriculum' Program proposed to be initiated in more number of schools
- Inter school quizzes were conducted across states; Jharkhand vs Maharashtra and Jharkhand vs Andhra Pradesh
- Surpassed the funds required by 104% 104% fund raised for Chargali Center of WB
- NMMS training conducted for students across Andhra Pradesh
- Hindi Guest sessions were conducted in Rolupadi
- Special classes to help students appear in scholarship exams were held in Tamil Nadu schools
- Term-wise Parent-Teacher Meetings were initiated in Jharkhand
- Detailed lesson plans are being prepared to facilitate structured lessons for volunteers
- Feedback from teachers further stream-lined and responses have increased
- Feedback from students initiated and conducted across schools



HIGHLIGHTS AND HAPPENINGS

LEADERSHIP
CURRICULUM

SCIENCE /
TEACHER'S /
CHILDREN'S
DAY

INTER-SCHOOL
VOCABULARY /
QUIZ
COMPETITIONS

**RUBARU
NSIC**

ONLINE
PARENT
TEACHERS
MEETING

PCRA /
DOODLE
FOR
GOOGLE

IMPACT
STORIES



New Centers Inaugurated in Koppal, Karnataka –

Inaguration and field visits at Miyapur, Hanamasagar, Harijanwada and Puttagamari





New Centers Inaugurated in Dharwad, Karnataka –

Inaguration and field visits at Baad, Benakanatti and Nigadi





Hitting a century!

Celebrations at eVidyaloka on the day we inaugurated our 100th center in Kittur, Karnataka.





Center visit to Tiruvannamalai, Tamil Nadu –

Interactions and celebrations at Semmambadi, Anmaruthai and Vinayapuram Centers





Festivities and Facilitations at RUBARU 2017-18. –

Annual summit to promote the spirit of rural-urban connect - with an aim to create and celebrate the combined determination of individual impacting the rural education system through urban support. Thought leaders from across the industry come together on a social discussion platform to engage, discuss and share insights.





Vol. of Fame –

Volunteer Teachers that stood out during this Academic Year



Abantika Ghosh from Kolkata teaches the Jabarrah Center in Bengali. She adopted innovative teaching techniques like games, cartoons and interactive educational videos to engage the children. She has visited the school and sent gifts for all. A very enthusiastic volunteer teacher who has taken on the role of mentor for the NSIC Projects as well.

Sirisha Achanta from Bengaluru has taught the Eswaramma Colony, Chittela and Rolupadi Centers in Telugu. She adopted a dual role and is both admin and a teacher. She's contributed notebooks to all her kids and has finished 99% of her scheduled sessions. Sirisha even referred her friends to join as Volunteer Teachers.



Madhavi Raj is a Center Administrative Volunteer who is very sincere in what she does. She co-ordinates well with teachers, stabilised 3 centers as admin this AY, does her best to prevent cancellation of classes. She regularly supports the teachers and HM and has been with us for past 3 years. She takes extra classes for drawing and works on content too.

Preethi Saravanakumar from Farmington Hills is a very hardworking content volunteer. She has contributed over 70 content pieces. Even though she's a Tamil volunteer, she has helped prepare lesson plans in Bengali. She had prepared this by referring the Hindi textbooks





OUR BOARD OF TRUSTEES



Ravichandran



Venkat Sriraman



Viswanathan T.



Ramkumar V

BUDGET AND FINANCIAL STATISTICS



EVIDYALOKA TRUST
122A, 4th Cross, 35 Main, BTM 2nd Stage, Bangalore - 560076
BALANCE SHEET AS AT 31ST MARCH 2018

<u>Particulars</u>	<u>Note No</u>	<u>As at 31.03.2018</u>	<u>As at 31.03.2017</u>
I. EQUITY AND LIABILITIES			
Corpus Fund	1	2,473,000	1,973,000
Reserves & Surplus	2	17,155,611	7,023,120
Current Liabilities			
(a) Trade Payables	3	200,366	42,855
(b) Other Current Liabilities	4	168,421	86,553
(c) Short Term Provisions	5	541,164	215,269
Total		20,538,562	9,340,797
II. ASSETS			
Non-current assets			
(a) Fixed assets	6		
(i) Tangible Assets		3,176,797	1,438,955
(ii) Intangible Assets		3,029,418	1,375,386
Current assets			
(a) Cash and Cash Equivalents	7	13,866,029	6,314,621
(b) Short-Term Loans & Advances	8	466,318	211,835
Total		20,538,562	9,340,797

See accompanying notes to the financial statements

As per our report of even date
for VEPA & CO.,
Chartered Accountants
FIRM REGN.NO.004679S

Vepe Hemant
(VEPA HEMANTH)
Partner
M.NO.210060



Place : Bangalore
Date: 16-10-2018

For and on behalf of Evidyaloka
Trust

J. Venkatesh
Trustee

Trustees

or eVidyaloka Trust
J. Venkatesh
Trustee

BUDGET AND FINANCIAL STATISTICS



EVIDYALOKA TRUST			
122A, 4th Cross, 35 Main, BTM 2nd Stage, Bangalore - 560076			
INCOME AND EXPENDITURE ACCOUNT FOR THE YEAR ENDED 31ST MARCH 2018			
<u>Particulars</u>	<u>Note No</u>	<u>Year ended</u> <u>31.03.2018</u>	<u>Year ended</u> <u>31.03.2017</u>
		Amount in Rs.	Amount in Rs.
A - INCOME			
I. Donations Received		29,479,774	15,309,134
II. Other Income	9	352,692	54,706
III. Total Revenue (I + II)		<u>29,832,466</u>	<u>15,363,840</u>
B - EXPENSES			
Study Centre Operating Expenses		5,377,431	2,887,240
Employee Benefit Expenses	10	8,900,126	4,474,940
Depreciation and Amortization Expenses		2,150,814	1,238,995
Other Expenses	11	3,271,604	1,637,300
IV. Total Expenses		<u>19,699,975</u>	<u>10,238,475</u>
V. Excess of Income over Expenses (III - IV)		<u>10,132,491</u>	<u>5,125,365</u>
VI. Tax expense:			
(1) Current Tax		-	-
(2) Deferred Tax		-	-
VII. Excess of Income over Expenses for the Period		<u>10,132,491</u>	<u>5,125,365</u>

See accompanying notes to the financial statements

As per our report of even date
for VEPA & CO.,
Chartered Accountants
FIRM REGN.NO.004679S

Vepe Hemant

(VEPA HEMANTH)
Partner
M.NO.210060



Place : Bangalore

Date: 16.10.2018

For and on behalf of Evidyaloka
Trust

for eVidyaloka Trust

S. Hemant
Trustee

Trustees

for eVidyaloka Trust


S. Hemant
Trustee

BUDGET AND FINANCIAL STATISTICS



EVIDYALOKA TRUST
NOTES TO FINANCIAL STATEMENTS FOR THE YEAR ENDED MARCH 31, 2018

	<u>31.03.2018</u>	<u>31.03.2017</u>
NOTE NO -1		
CORPUS FUND		
Opening Balance	1,973,000	773,000
Add : Additions during the year	500,000	1,200,000
Closing Balance	<u>2,473,000</u>	<u>1,973,000</u>
NOTE NO - 2		
RESERVES AND SURPLUS		
Income & Expenditure Account		
Opening balance	7,023,120	1,897,756
Excess of Income over Expenses for the Year	10,132,491	5,125,365
Closing Balance	<u>17,155,611</u>	<u>7,023,120</u>
NOTE NO - 3		
TRADE PAYABLES		
Sundry Creditors	200,366	42,855
	<u>200,366</u>	<u>42,855</u>
NOTE NO - 4		
OTHER CURRENT LIABILITIES		
TDS on Prof. Services	29,400	53,600
TDS on Salaries	134,641	28,971
TDS on Rent	4,380	3,982
	<u>168,421</u>	<u>86,553</u>
NOTE NO - 5		
SHORT TERM PROVISIONS		
	<u>541,164</u>	<u>215,269</u>
NOTE NO - 7		
CASH AND CASH EQUIVALENTS		
Cash in Hand	-	4,860
Balances with Banks:		
State Bank Of India	7,771,398	3,536,786
Fixed Deposit in State Bank of India	6,094,631	2,772,975
	<u>13,866,029</u>	<u>6,314,621</u>
NOTE NO - 8		
SHORT TERM LOANS & ADVANCES		
Rent deposit	200,000	200,000
TDS- AY 2017-18	5,435	5,435
TDS AY 2018-2019	35,279	-
Employee Dues	55,281	-
Advance to vendors	6,760	6,400
Other Advances	67,806	-
Interest receivable	95,757	-
	<u>466,318</u>	<u>211,835</u>
NOTE NO - 9		
OTHER INCOME		
Interest on refund of IT	-	398
Interest from FD	352,692	54,308
	<u>352,692</u>	<u>54,706</u>





Contact Us:

eVidyaloka Trust,
#122, 35th Main, 4th Cross Road,
KAS Officers Colony, BTM-II Stage,
Bangalore, Karnataka - 560076

Email: talktosomeone@evidyaloka.org

Website: www.evidyaloka.org